


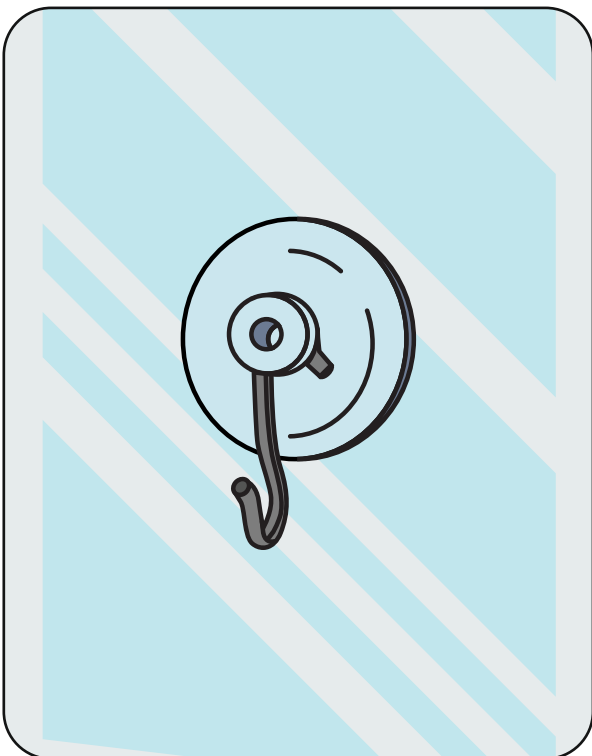
# Suction Cup & Hook Installation Guide




**Step 1:** Spray water onto the application surface.



**Step 2:** Clean the surface with a damp, non-abrasive cloth.



**Step 3:** Attach the suction cups to the surface.



**Step 4:** Mount your product using the hooks attached to the suction cups.